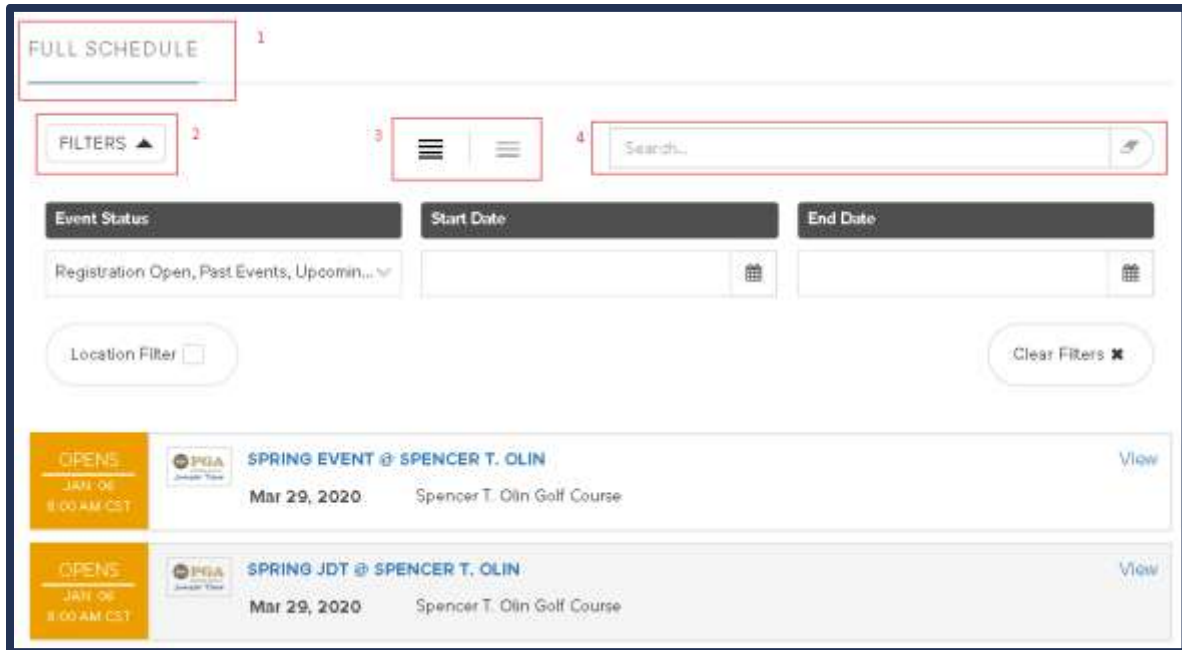




## Golf Genius Tournament Directory Guide

### Viewing Tournament Schedules and Filtering



1. This is the name of the tournament schedule your viewing
2. Clicking on the arrow will open up filters to adjust the view. You can click off more than one box. If you want to see the entire schedule, check off Past and Upcoming events. These filters allow you to view the schedule as you like. The default will be My Registrations and Registrations Open.
  - My Registrations - events you are registered for
  - Registration Open – only events with registration currently open
  - Past Events – events in the past
  - Upcoming Events – events in the future that may have closed registration, may not have registration open, or have registration open.
3. Can see and expanded view or condensed view of the events listed. The expanded view will show the event’s entry fee, registration open dates, and registration close dates for every membership program.
4. You can search by golf course or tournament name

(Continued)

OPENS JAN 06 8:00 AM CST	 <b>SPRING EVENT @ SPENCER T. OLIN</b>	View
OPENS JAN 06 8:00 AM CST	 <b>SPRING JDT @ SPENCER T. OLIN</b>	View
OPENS FEB 03 8:00 AM CST	 <b>2-DAY @ GATEWAY NATIONAL</b>	View
OPENS FEB 03 8:00 AM CST	 <b>GATEWAY JUNIOR PGA CHAMPIONSHIP</b>	View
OPENS FEB 03 8:00 AM CST	 <b>9 HOLE @ ARLINGTON GREENS</b>	View
OPENS FEB 03 8:00 AM CST	 <b>JR. DEVEL. TOUR @ CREVE COEUR</b>	View
OPENS FEB 03 8:00 AM CST	 <b>TOUR TUNE-UP @ ABERDEEN</b>	View

When looking at the list of events...

**The left side** will give you the event status (e.g. Open, Opens and when, Closed, etc)

**On the right side** will be quick links to an action.

- For those events not yet open, you will see View to take you to the event portal.
- If the pairings have been created and released to the event portal, you see the Tee Sheet link.
- If the event is Open for Registration and you meet the eligibility criteria, Register Now will be lit up.
- If you want to add multiple events to the “cart” you can click Add To Cart and then check out one time to pay for them.